

CMSC 330: Organization of Programming Languages

Memory Management and Garbage Collection

Memory Attributes

- ▶ Memory to store data in programming languages has the following lifecycle
- ▶ Allocation
 - When the memory is allocated to the program
- ▶ Lifetime
 - How long allocated memory is used by the program

Memory Management in C

```
int g = 5;
int *foo(int y) {
    int *z = malloc(sizeof(int));
    *z = y+g;
    return z;
}
int main() {
    int *p = foo(3);
    free(p);
}
```

Static memory – (global variable `g`) at a fixed address, never freed

Memory Management in C

```
int g = 5;
int *foo(int y) {
    int *z = malloc(sizeof(int));
    *z = y+g;
    return z;
}
int main() {
    int *p = foo(3);
    free(p);
}
```

Static memory – (global variable `g`) at a fixed address, never freed

LIFO/stack memory – (parameter `y`, local variables `p`, `z`) allocated at start of function call, freed when function returns

Memory Management in C

```
int g = 5;
int *foo(int y) {
    int *z = malloc(sizeof(int));
    *z = y+g;
    return z;
}
int main() {
    int *p = foo(3);
    free(p);
}
```

Static memory – (global variable `g`) at a fixed address, never freed

LIFO/stack memory – (parameter `y`, local variables `p`, `z`) allocated at start of function call, freed when function returns

Heap memory – allocated *when needed* (by `malloc`), and freed (by `free`) when *no longer needed*

Memory Management in Ruby, Java, OCaml

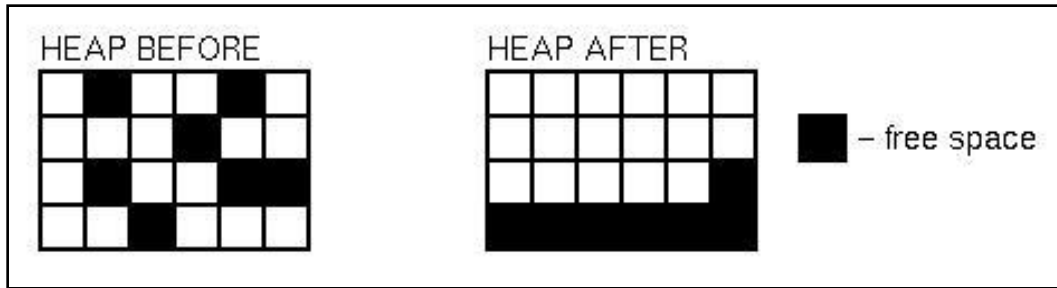
- ▶ Local variables live on the **stack**
 - Storage reclaimed when method returns
- ▶ Objects, closures, tuples, etc. live on the **heap**
 - Ruby, Java: Created with calls to `Class.new`
 - OCaml: Allocation happens implicitly
- ▶ **Heap objects never explicitly freed**: *automatic* memory management (**garbage collection**)

Manual vs. Automatic Recovery

- ▶ Manual memory management is
 - Efficient – requires less storage overall
 - Error prone – programmers can easily make mistakes, leading to **leaks** and **use-after-free** errors, which have security ramifications
- ▶ Automatic memory management is
 - Less efficient – in space usage and latency – than manual management
 - Easy to use, more compositional – no worries about when an object is truly dead
 - Avoids security problems

Automatic memory management

- ▶ Primary goal: automatically reclaim dynamic memory
 - Secondary goal: avoid fragmentation



- ▶ **Insight:** You can do reclamation **and** avoid fragmentation (next slide) if you can identify every pointer in a program
 - You can move the allocated storage, then redirect pointers to it
 - Compact it, to avoid fragmentation
 - Compiler ensures perfect knowledge LISP, OCAML, Java, Prolog but not in C, C++, Pascal, Ada

Fragmentation

- ▶ Another memory management problem
- ▶ Example sequence of calls

allocate(a);

allocate(x);

allocate(y);

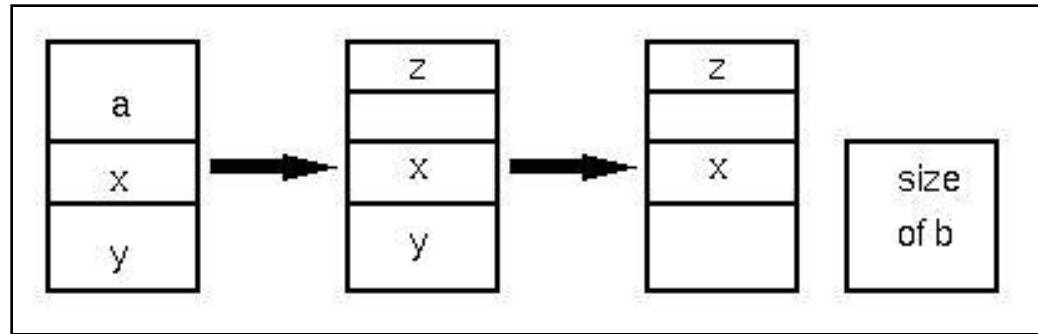
free(a);

allocate(z);

free(y);

allocate(b);

⇒ Not enough contiguous space for b



Strategy

- ▶ At any point during execution, can divide the objects in the heap into two classes
 - Live objects will be used later
 - Dead objects will never be used again
 - They are “garbage”
- ▶ Thus we need **garbage collection** (GC) algorithms that can
 1. Distinguish live from dead objects
 2. Reclaim the dead objects and retain the live ones

Determining Liveness

- ▶ In most languages we can't know for sure which objects are really live or dead
 - Undecidable, like solving the halting problem
- ▶ Thus we need to make a **safe** approximation
 - OK if we decide something is live when it's not
 - But we'd better not deallocate an object that will be used later on

Liveness by Reachability

- ▶ An object is **reachable** if it can be accessed by dereferencing (“chasing”) pointers from live data
- ▶ Safe policy: delete **unreachable** objects
 - An unreachable object can never be accessed again by the program
 - The object is definitely garbage
 - A reachable object may be accessed in the future
 - The object could be garbage but will be retained anyway
 - Could lead to memory leaks

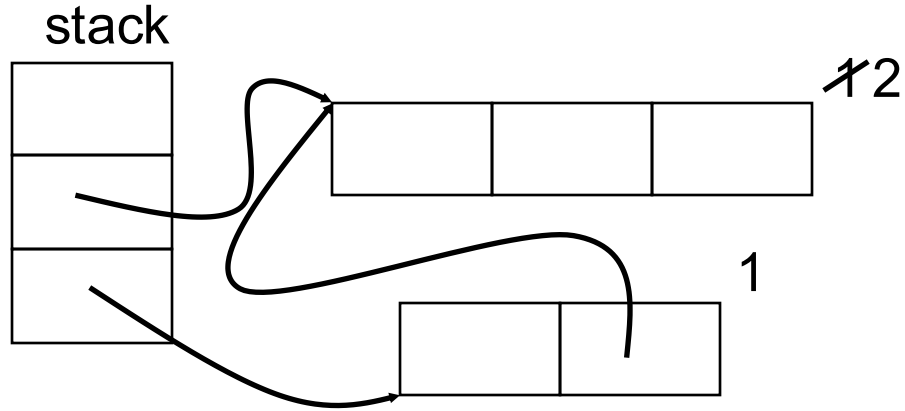
Roots

- ▶ At a given program point, we define **liveness** as being data reachable from the **root set**
 - Global variables
 - What are these in Java? Ruby? OCaml?
 - Local variables of all live method activations
 - I.e., the stack
- ▶ At the machine level
 - Also consider the register set
 - Usually stores local or global variables
- ▶ Next
 - Techniques for determining reachability

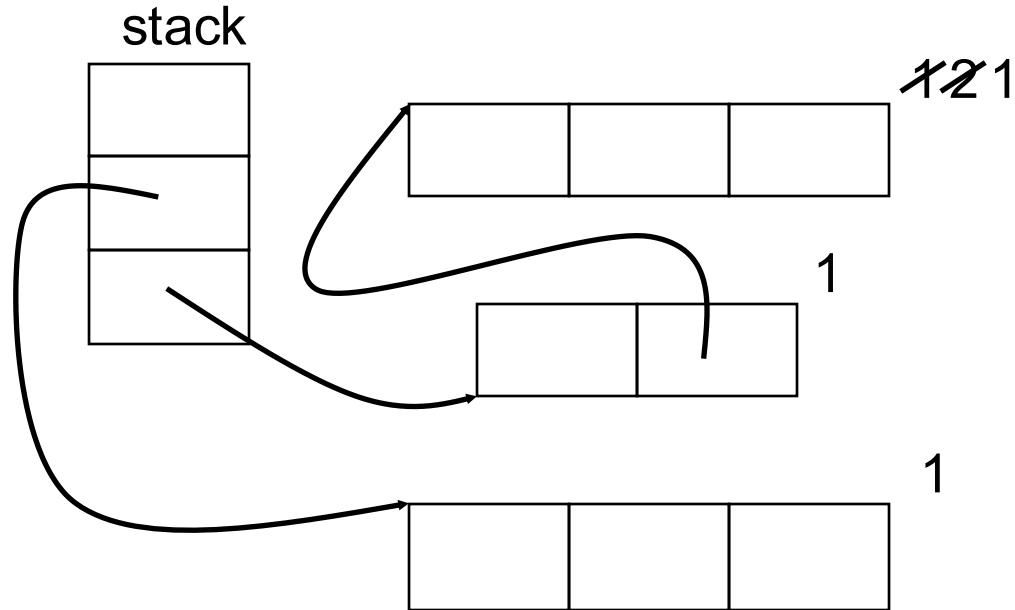
Reference Counting

- ▶ **Idea**: Each object has count of number of pointers to it from the roots or other objects
 - When count reaches 0, object is unreachable
 - Count tracking code may be manual or automatic
- ▶ In regular use
 - C++ and **Rust** (manual: smart pointers), Cocoa (manual), Python (automatic)
- ▶ Invented by Collins in 1960
 - A method for overlapping and erasure of lists. *Communications of the ACM*, December 1960

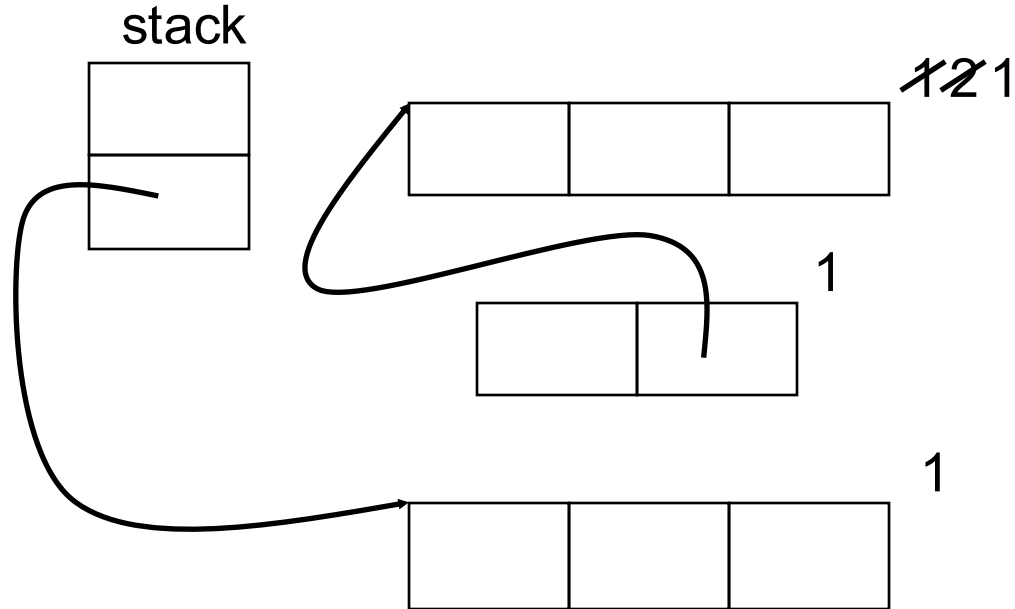
Reference Counting Example



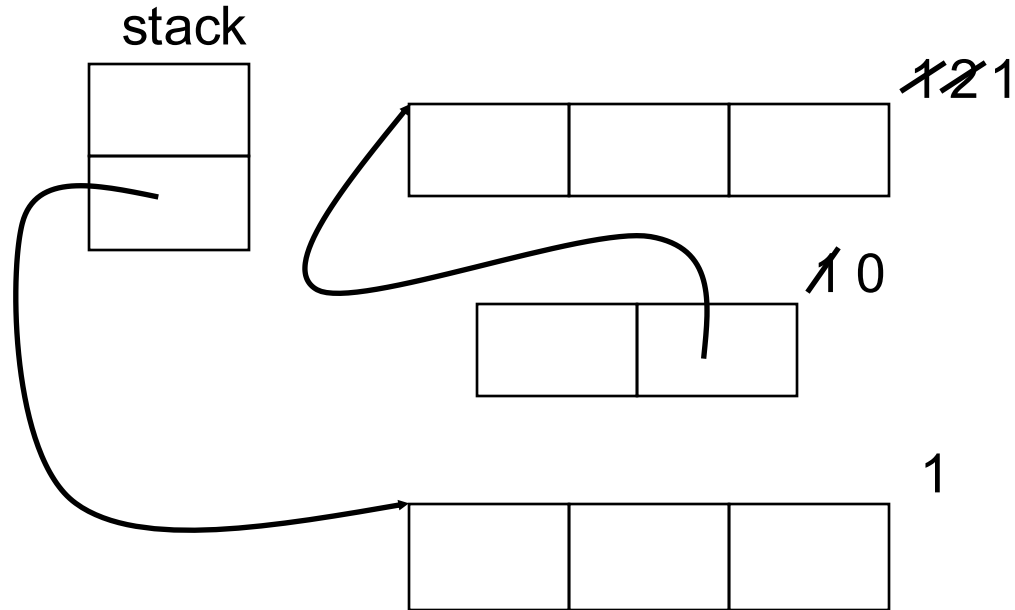
Reference Counting Example (cont.)



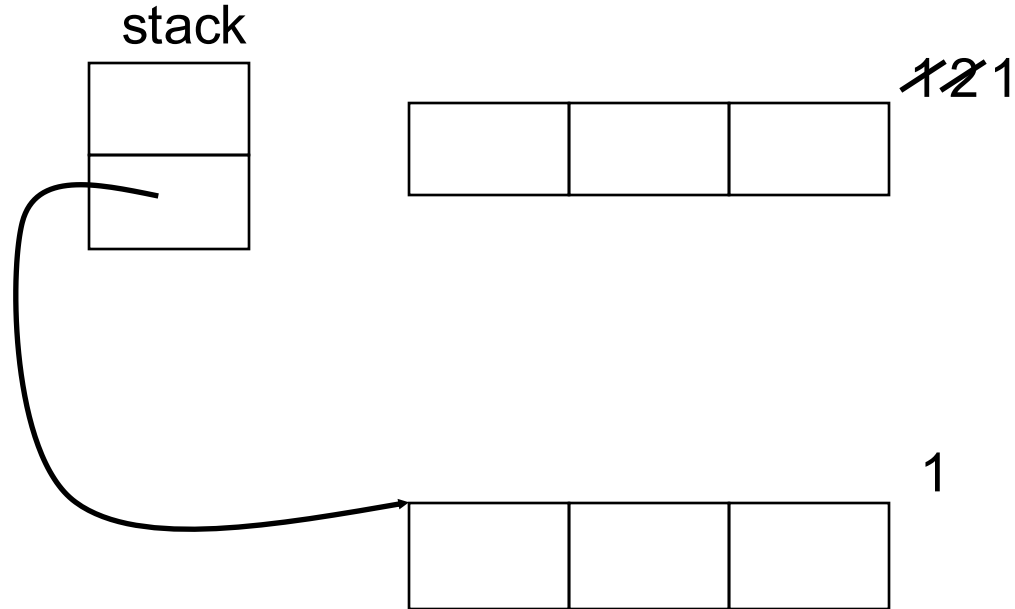
Reference Counting Example (cont.)



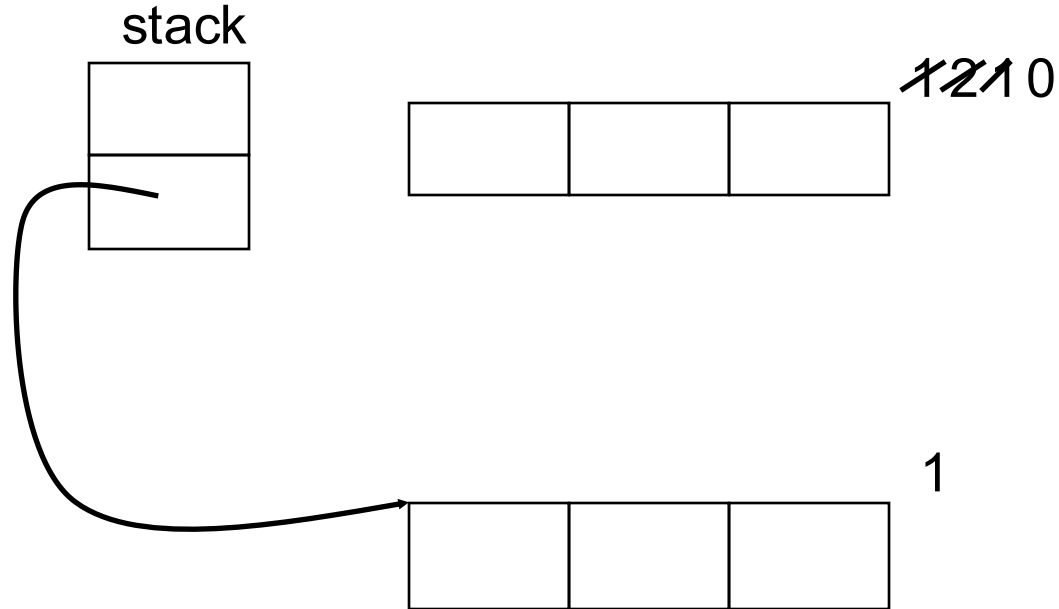
Reference Counting Example (cont.)



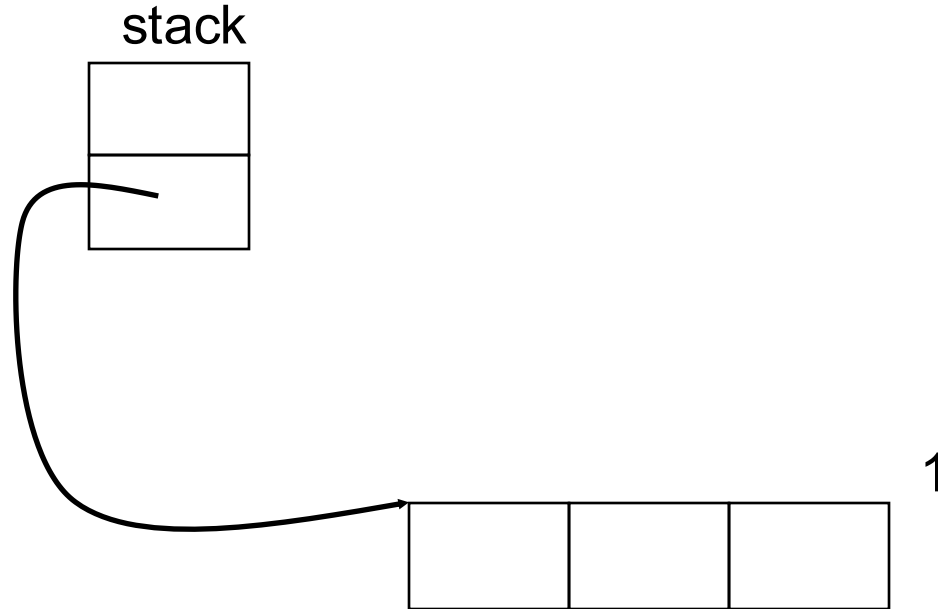
Reference Counting Example (cont.)



Reference Counting Example (cont.)



Reference Counting Example (cont.)



Reference Counting Tradeoffs

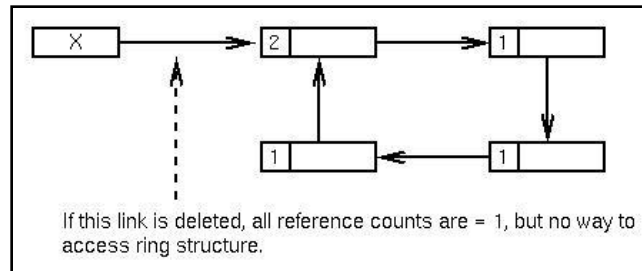
► Advantage

- Incremental technique

- Generally small, constant amount of work per memory write
- With more effort, can even bound running time

► Disadvantages

- Cascading decrements can be expensive
- Requires extra storage for reference counts
- Need other means to collect cycles, for which counts never go to 0



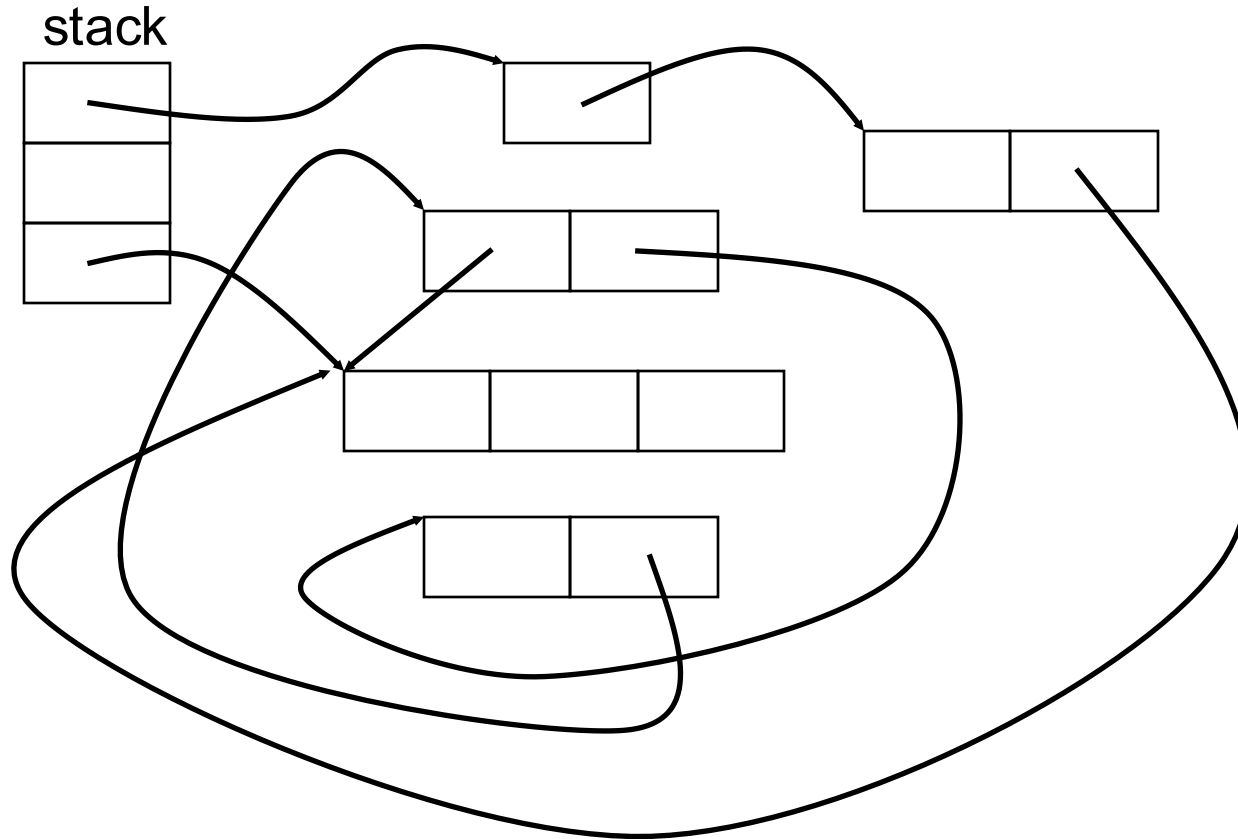
Tracing Garbage Collection

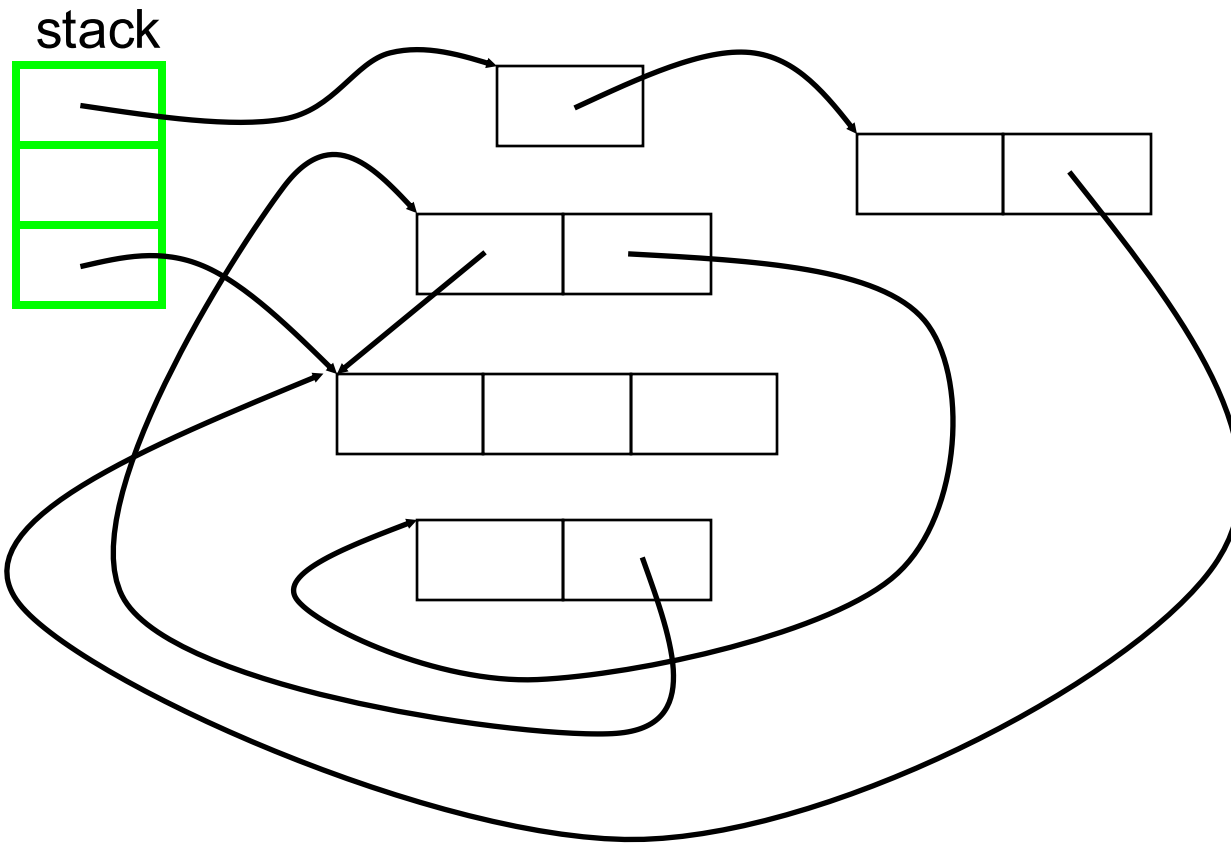
- ▶ **Idea:** Determine reachability as needed, rather than by stored counts, incrementally
- ▶ Every so often, stop the world and
 - Follow pointers from live objects (starting at roots) to expand the live object set
 - Repeat until no more reachable objects
 - Deallocate any non-reachable objects
- ▶ Two main variants of tracing GC
 - Mark/sweep (McCarthy 1960) and stop-and-copy (Cheney 1970)

Mark and Sweep GC

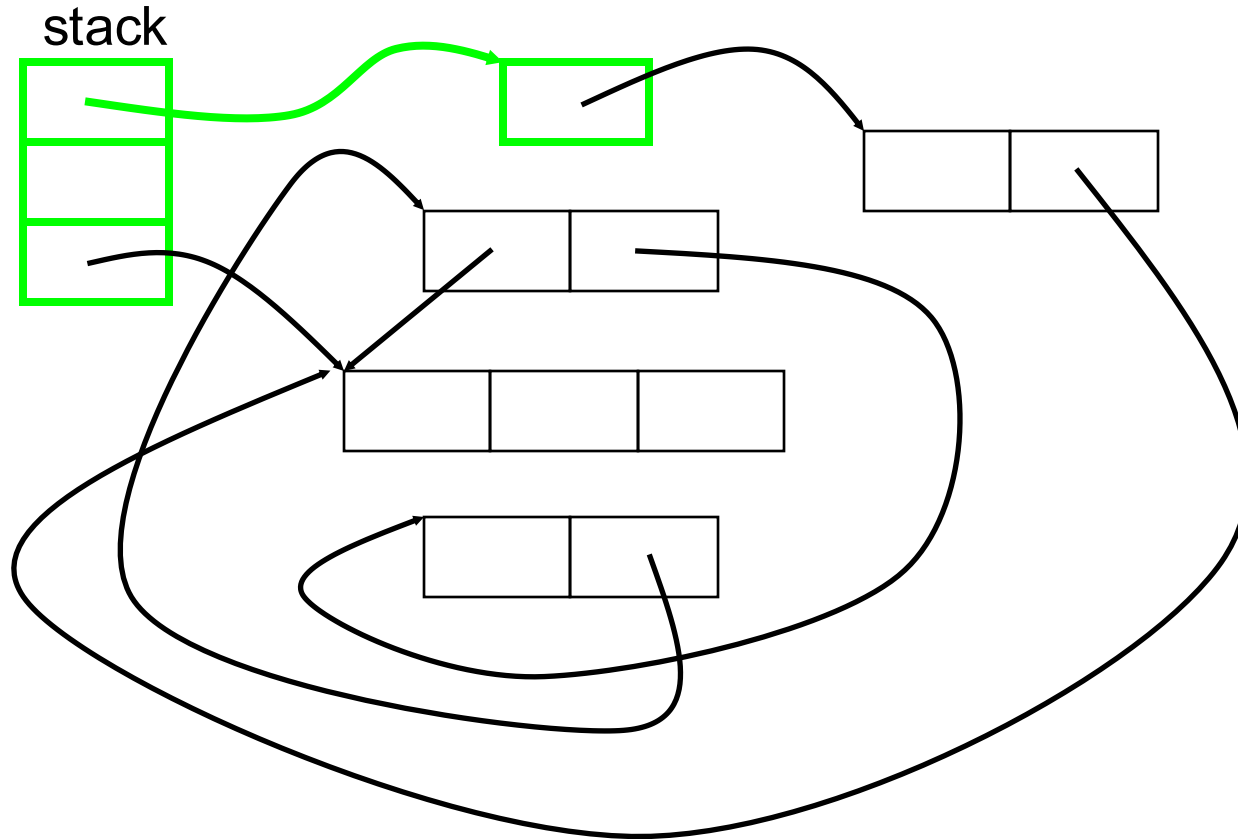
- ▶ Two phases
 - **Mark phase:** trace the heap and mark all reachable objects
 - **Sweep phase:** go through the entire heap and reclaim all unmarked objects

Mark and Sweep Example

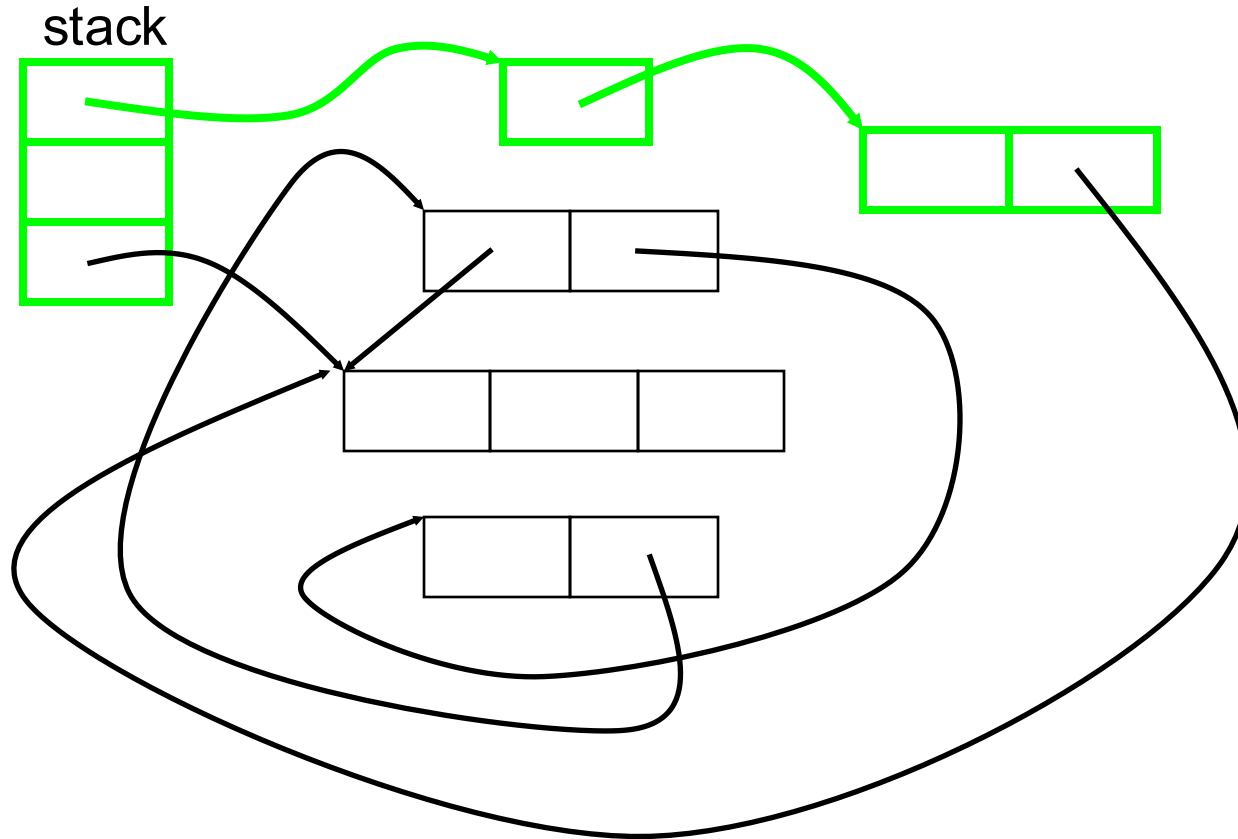




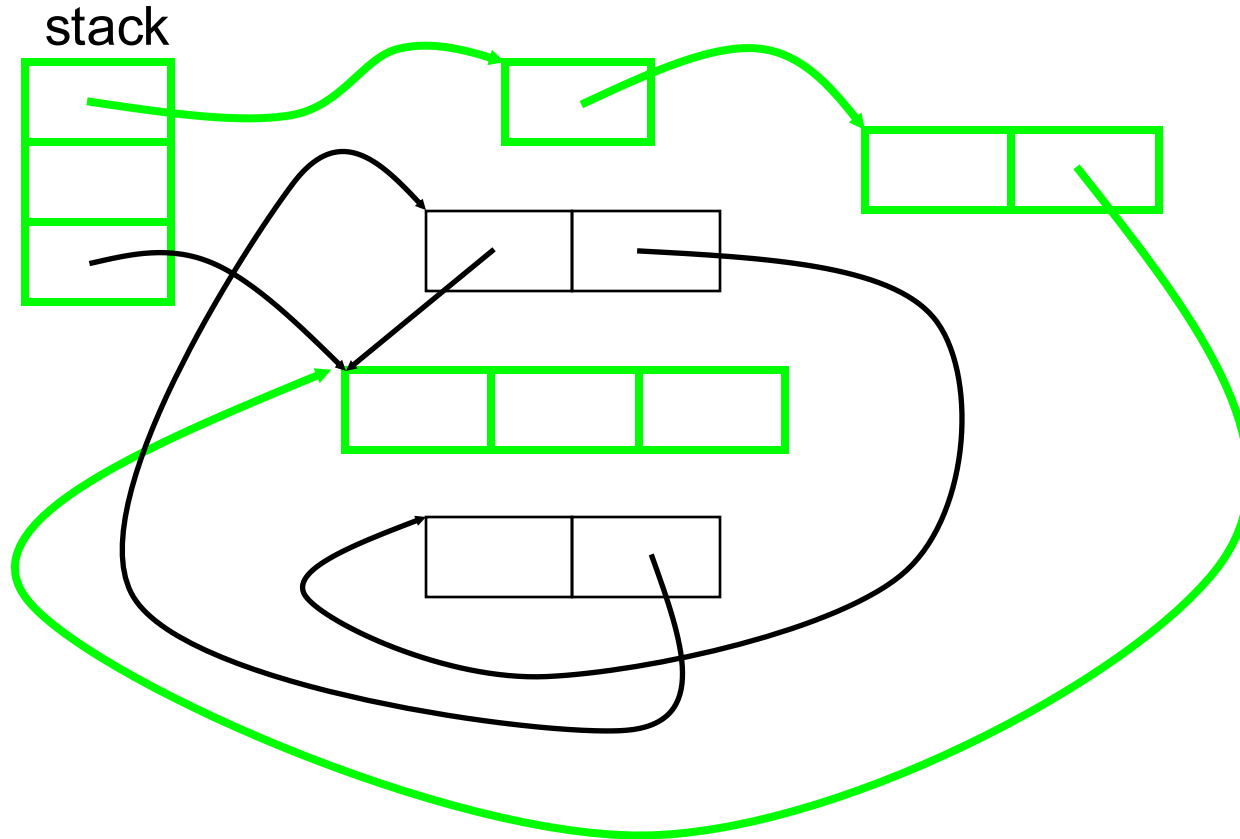
Mark and Sweep Example (cont.)



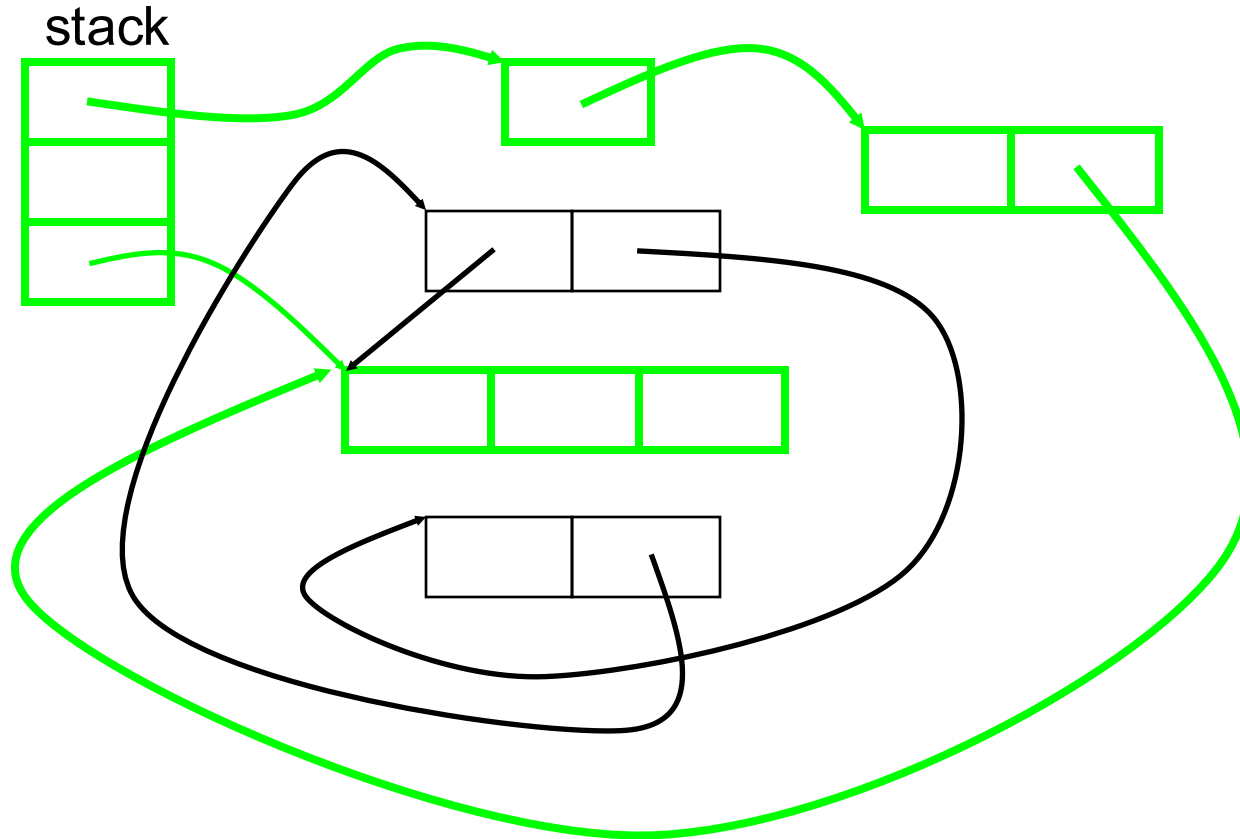
Mark and Sweep Example (cont.)



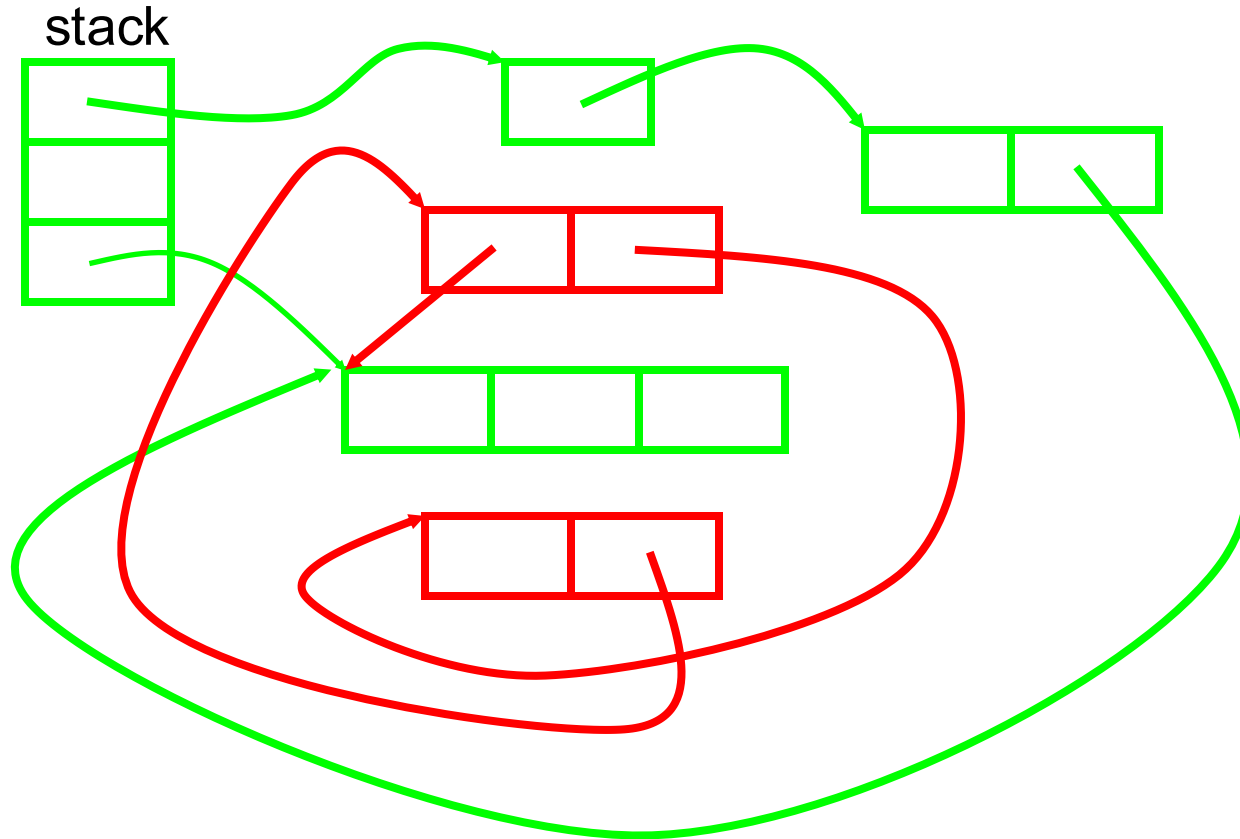
Mark and Sweep Example (cont.)



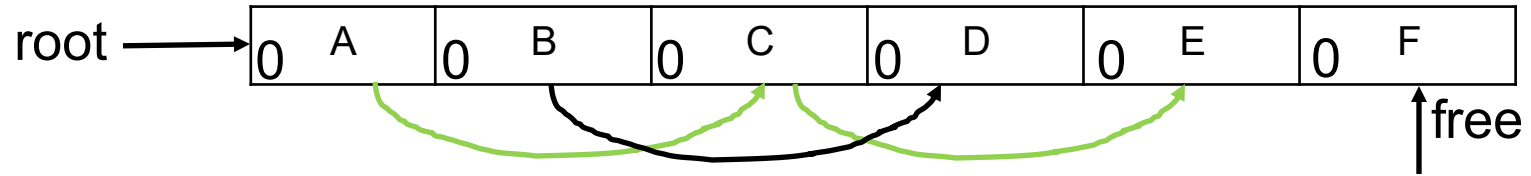
Mark and Sweep Example (cont.)



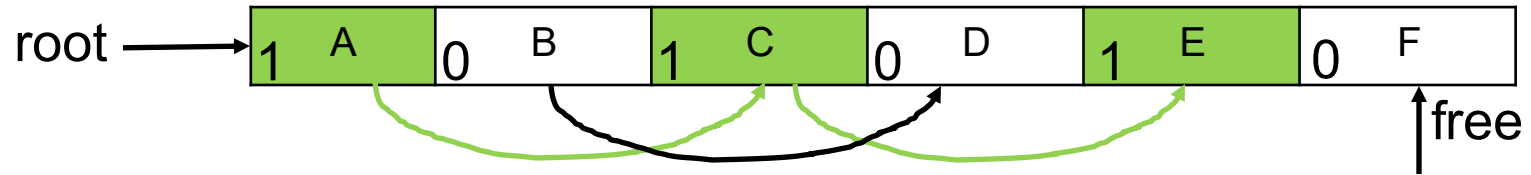
Mark and Sweep Example (cont.)



Mark and Sweep Example 2

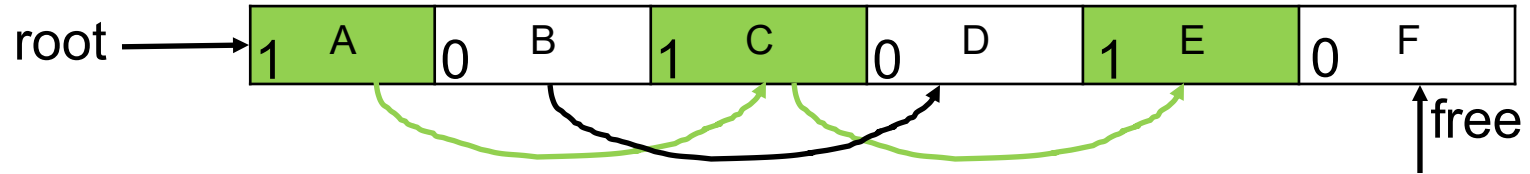


After Mark

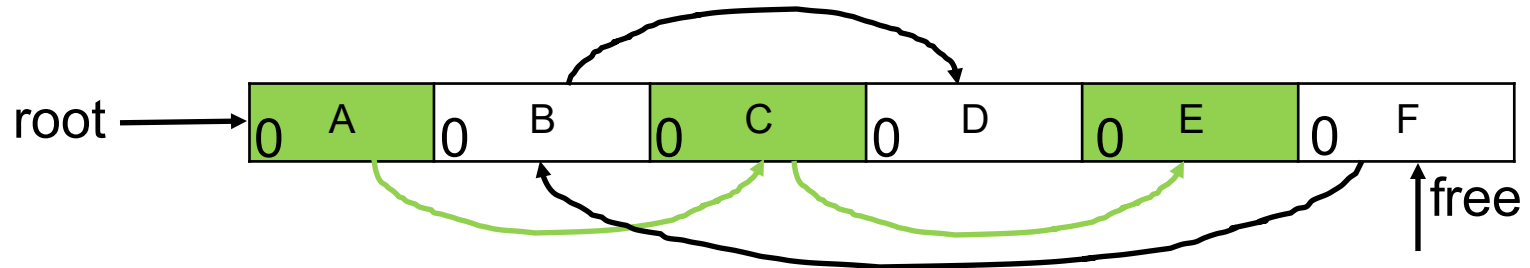


Mark and Sweep Example 2

After Mark



After Sweep



Mark and Sweep Advantages

- ▶ No problem with cycles
- ▶ Non-moving
 - Live objects stay where they are
 - Makes **conservative** GC possible
 - Used when identification of pointer vs. non-pointer uncertain
 - More later

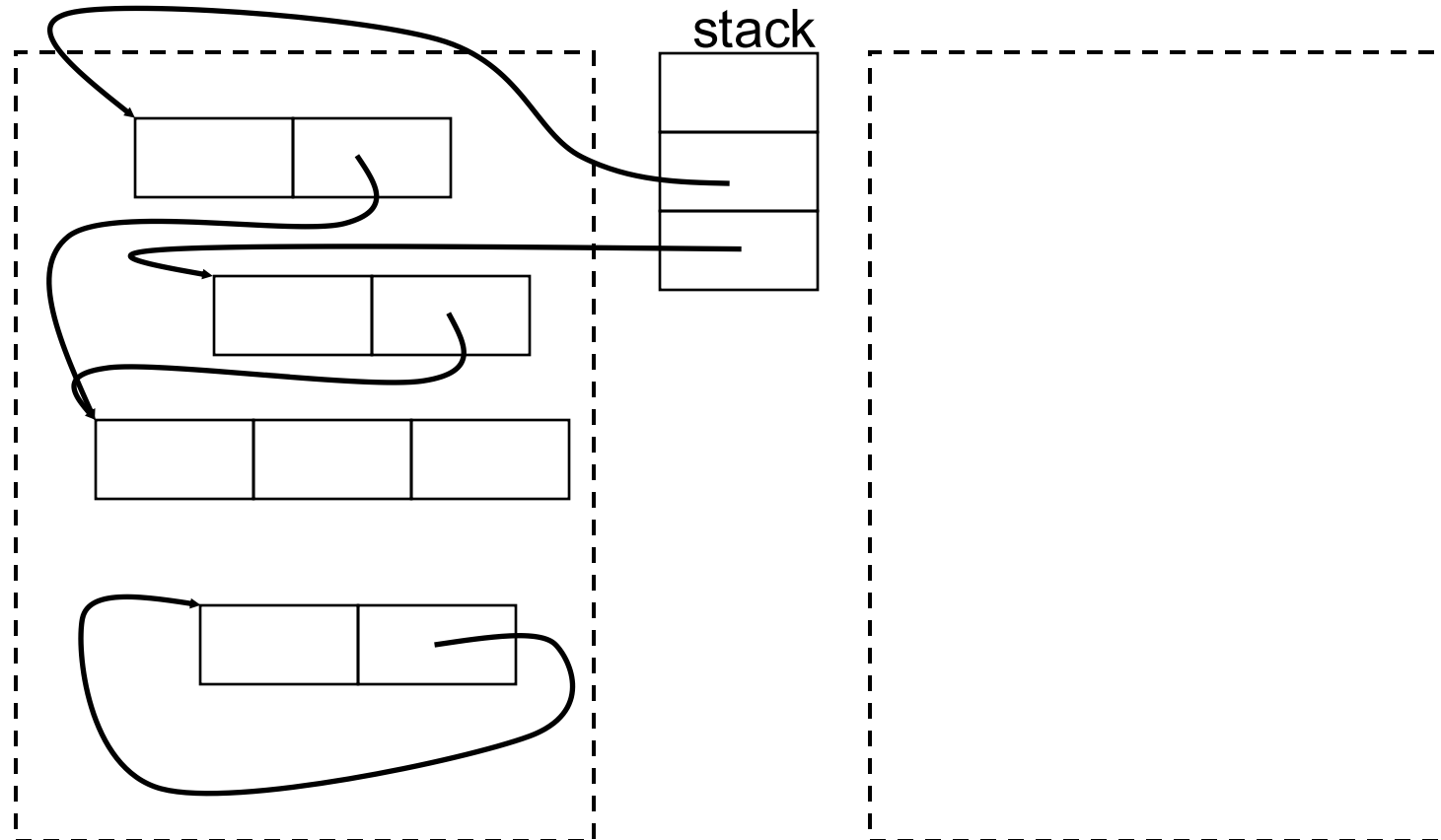
Mark and Sweep Disadvantages

- ▶ Fragmentation
 - Available space broken up into many small pieces
 - Thus many mark-and-sweep systems may also have a compaction phase (like defragmenting your disk)
- ▶ Cost proportional to heap size
 - Sweep phase needs to traverse whole heap – it touches dead memory to put it back on to the free list

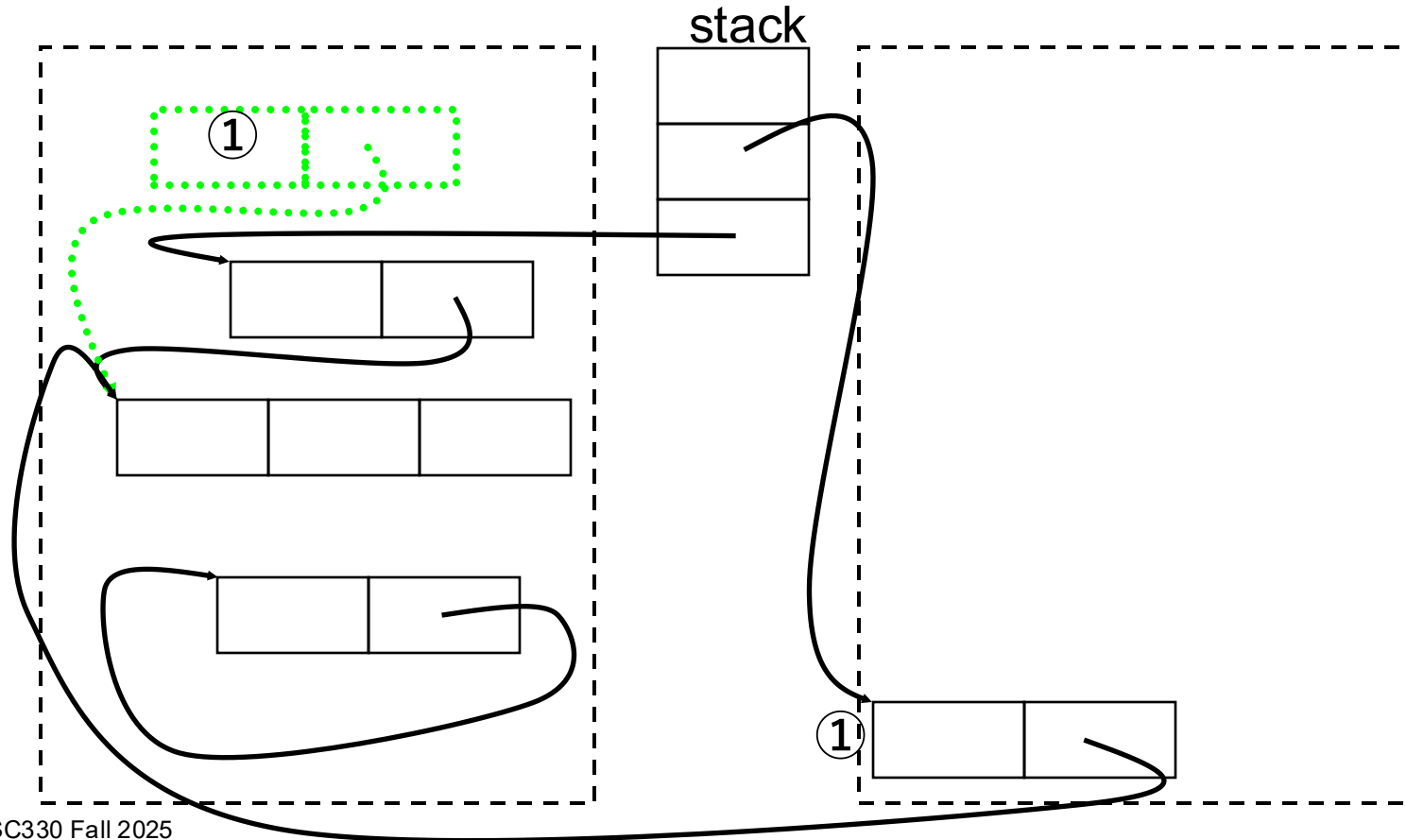
Copying GC

- ▶ Like mark and sweep, but only touches live objects
 - Divide heap into two equal parts (**semispaces**)
 - Only one semispace active at a time
 - At GC time, flip semispaces
 1. Trace the live data starting from the roots
 2. Copy live data into other semispace
 3. Declare everything in current semispace dead
 4. Switch to other semispace

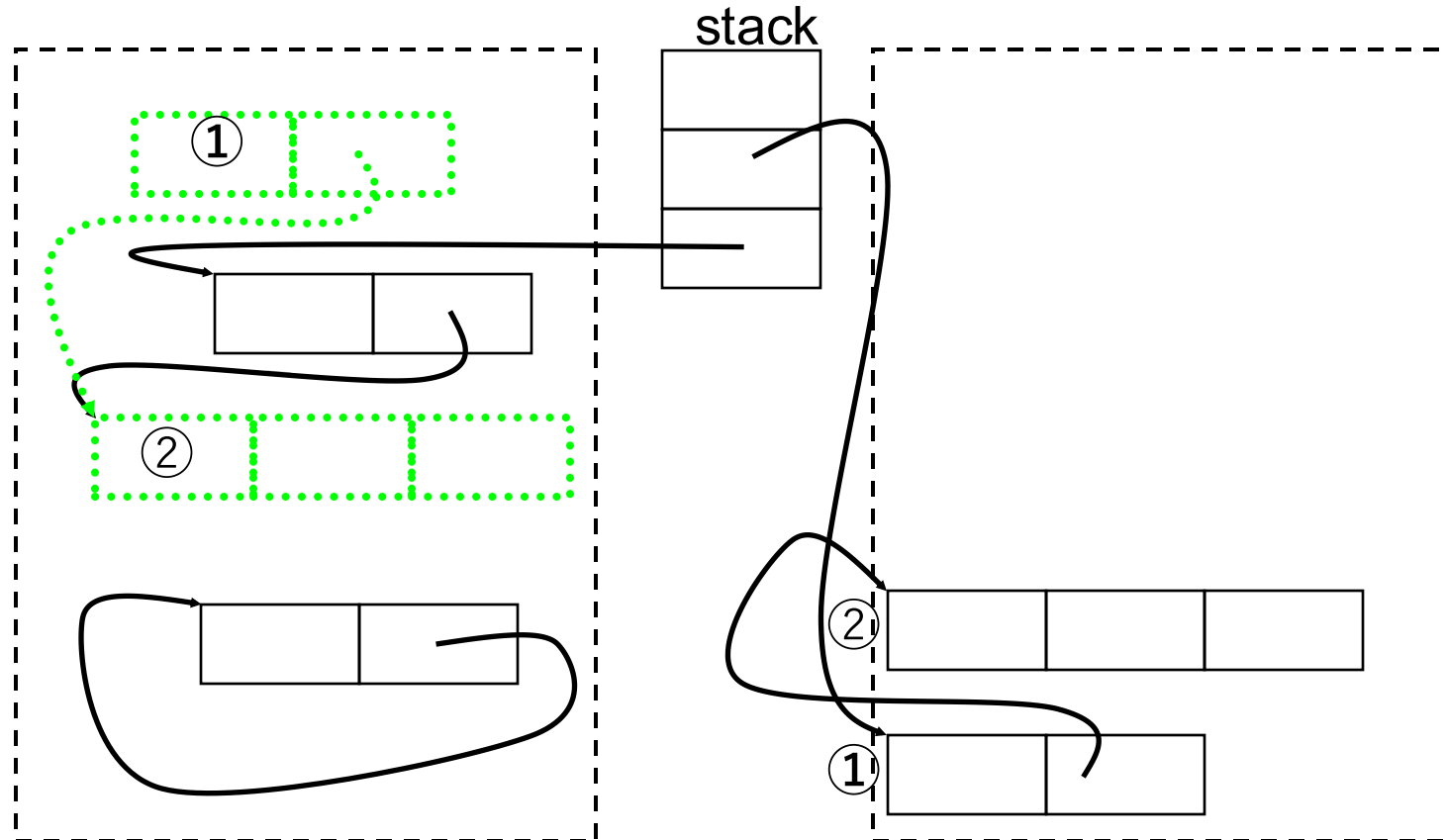
Copying GC Example



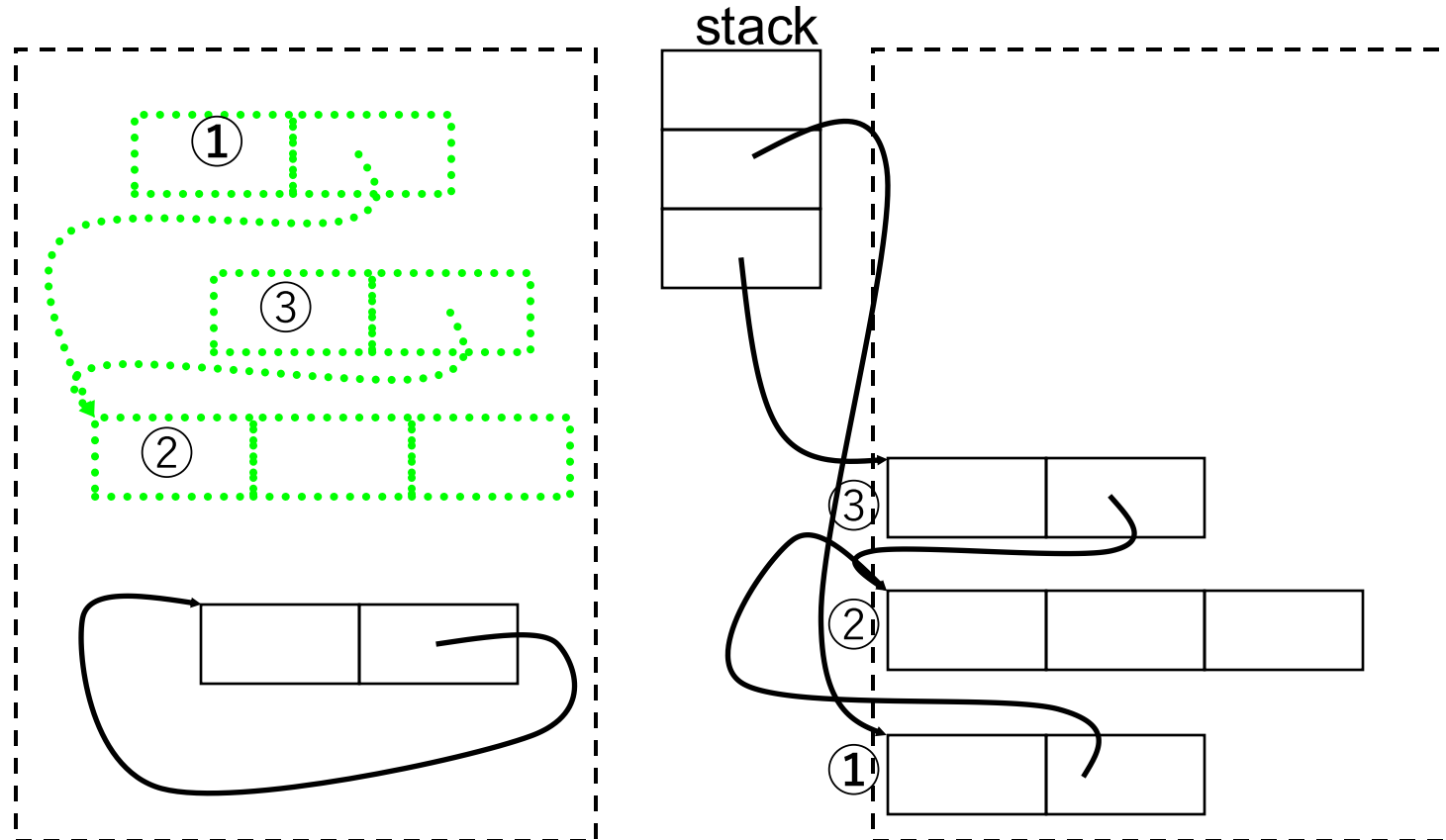
Copying GC Example (cont.)



Copying GC Example (cont.)



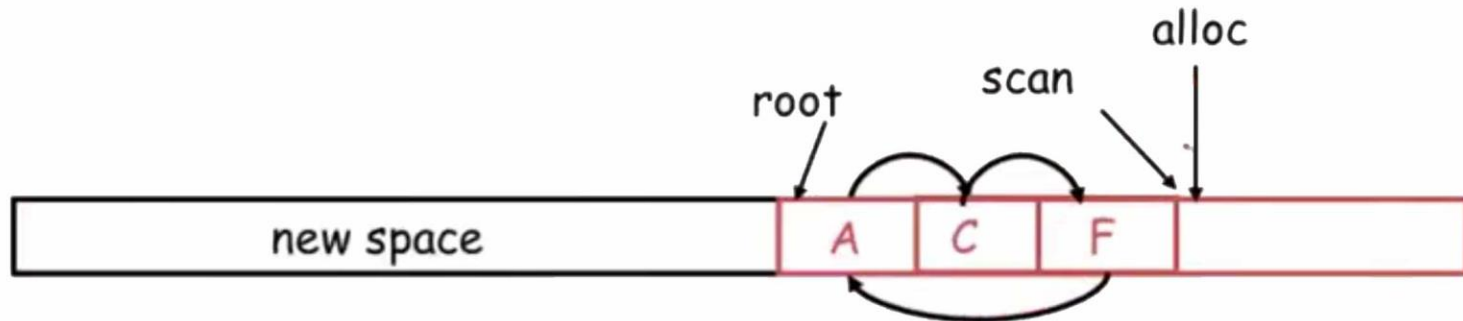
Copying GC Example (cont.)



Copying GC Example 2



Copying GC Example 2



Copying GC Tradeoffs

► Advantages

- Only touches live data
- No fragmentation (automatically compacts)
 - Will probably increase locality

► Disadvantages

- Requires twice the memory space

Quiz 1

Which garbage collection implementation requires more storage?

A. Mark and Sweep

B. Copying GC

Quiz 1

Which garbage collection implementation requires more storage?

A. Mark and Sweep

B. Copying GC

Quiz 2

Which compacts the heap to prevent fragmentation?

- A. Mark and Sweep
- B. Reference Counting
- C. Copying GC

Quiz 2

Which compacts the heap to prevent fragmentation?

- A. Mark and Sweep
- B. Reference Counting
- C. Copying GC

Quiz 3

The computational cost of Copying GC is proportional to the heap size

- A.True
- B.False

Quiz 3

The computational cost of Copying GC is proportional to the heap size

A.True

B.False

Quiz 4

Which of the following happens most frequently?

- A. Reference Count Updating
- B. Mark and Sweep checking for dead memory
- C. Copying GC copying live data

Quiz 4

Which of the following happens most frequently?

A. Reference Count Updating

B. Mark and Sweep checking for dead memory

C. Copying GC copying live data

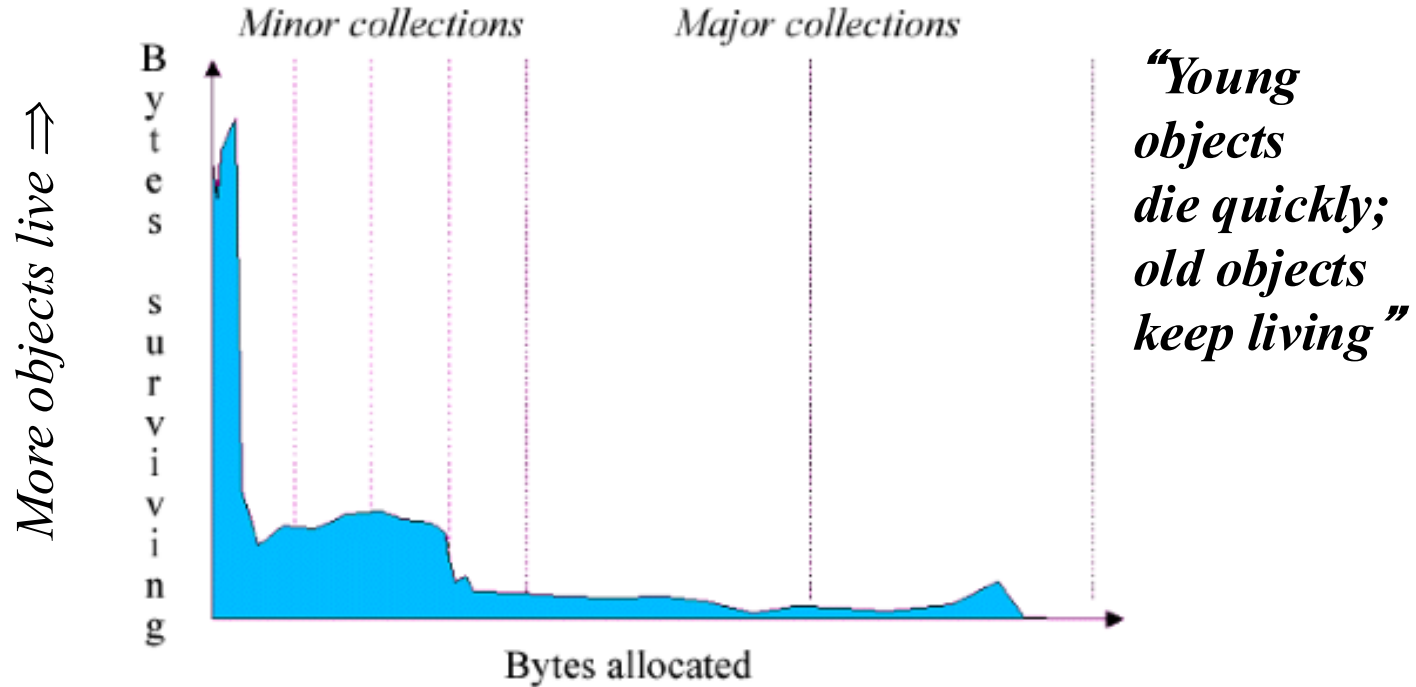
Conservative Garbage Collection (for C)

- ▶ For C, we can't be sure which words are pointers
 - Due to incomplete type information, the use of unsafe casts, etc.
- ▶ Idea: suppose it is a pointer if it looks like one
 - Most pointers are within a certain address range, they are word aligned, etc.
 - May retain dead memory (floating point # looks like a pointer)
- ▶ Different styles of conservative collector
 - Mark-sweep: important that objects not moved
 - Mostly-copying: can move objects you are sure of

Stop the World: Potentially Long Pause

- ▶ Both of the previous algorithms “stop the world” by prohibiting program execution during GC
 - Ensures that previously processed memory is not changed or accessed, creating inconsistency
 - **But the execution pause could be too long**
- ▶ How can we reduce the pause time of GC? Ideas:
 - **Incremental**: Collect a little at a time
 - **Parallel**: Do GC in multiple threads at once
 - **Concurrent**: Do GC while main program is running

The Generational Principle



Object lifetime increases \Rightarrow

Generational Collection

- ▶ Long lived objects visited multiple times
 - Idea: Have more than one heap region, divide into generations
 - Older generations collected less often
 - Objects that survive many collections get promoted into older generations
 - Need to track pointers from old to young generations to use as roots for young generation collection
 - Tracking one in the remembered set
- ▶ One popular setup: Generational, copying GC

What Does GC Mean to You?

- ▶ Ideally, nothing
 - GC should make programming easier
 - GC should not affect performance (much)
- ▶ Usually bad idea to manage memory yourself
 - Using object pools, free lists, object recycling, etc...
 - GC implementations have been heavily tuned
 - May be more efficient than explicit deallocation
- ▶ If GC becomes a problem, hard to solve
 - You can set parameters of the GC
 - You can modify your program

Increasing Memory Performance

- ▶ Don't allocate as much memory
 - Less work for your application
 - Less work for the garbage collector
- ▶ Don't hold on to references
 - Null out pointers in data structures
 - Example

```
Object a = new Object;  
...use a...  
a = null;           // when a is no longer needed
```

Find the Memory Leak

```
class Stack {  
    private Object[] stack;  
    private int index;  
    public Stack(int size) {  
        stack = new Object[size];  
    }  
    public void push(Object o) {  
        stack[index++] = o;  
    }  
    public void pop() {  
        return stack[index--];  
    }  
}
```

From Haggar, Garbage Collection and the Java Platform Memory Model

Find the Memory Leak

```
class Stack {  
    private Object[] stack;  
    private int index;  
    public Stack(int size) {  
        stack = new Object[size];  
    }  
    public void push(Object o) {  
        stack[index++] = o;  
    }  
    public void pop() {  
        stack[index] = null; // null out ptr  
        return stack[index--];  
    }  
}
```

From Haggar, Garbage Collection and the Java Platform Memory Model

Answer: pop() leaves item on stack array; storage not reclaimed